



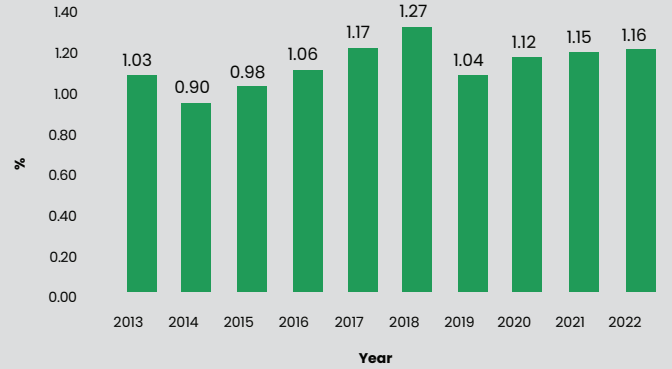
COUNTY GOVERNMENT OF KERICHO

Kericho County: Industrial sector statistics



A: Contribution of county industrial sector

Figure 1: Share (%) of county in national industry sector (Gross Value added)



B: Manufacturing Sub-sector

Figure 2: Share of manufacturing sub-sector in county industrial sector (Gross Value added)

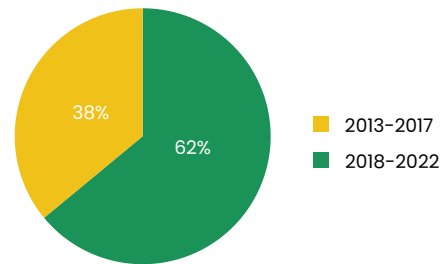


Figure 4: Share of employment in county manufacturing sub-sector (2021)

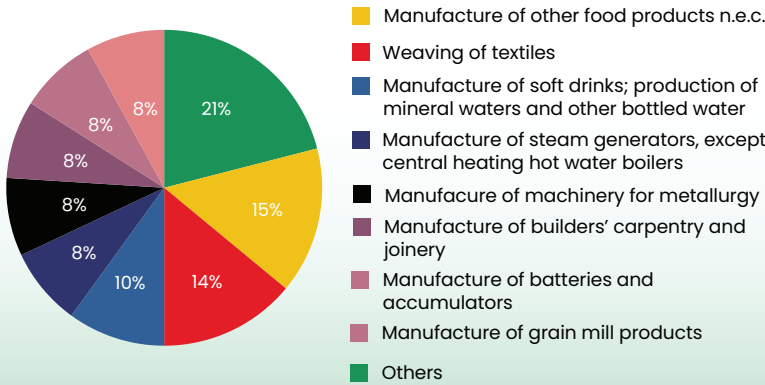
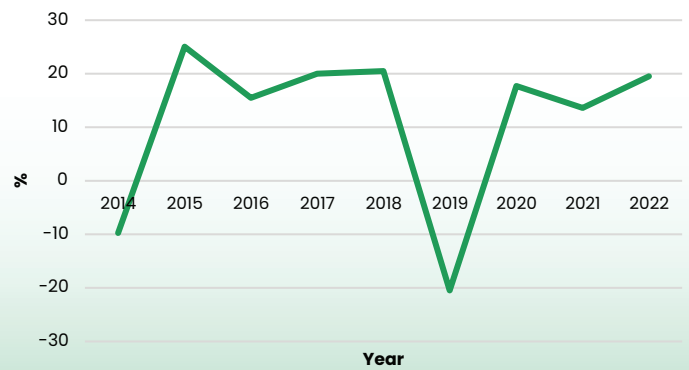


Figure 3: Gross Value-added Growth in county Manufacturing sub-sector



C: Construction sub-sector



Figure 7: Share of employment in county construction sub-sector (2021)

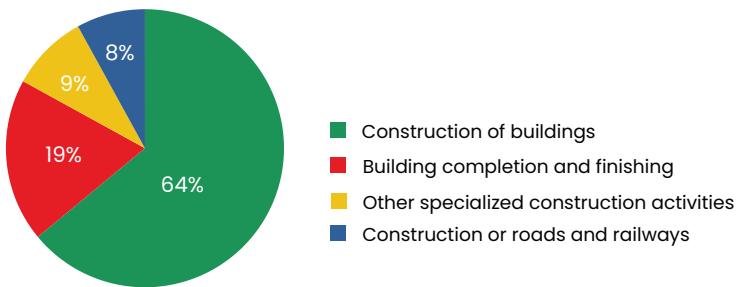


Figure 5: Share of construction sub-sector in county industrial sector (Gross Value added)

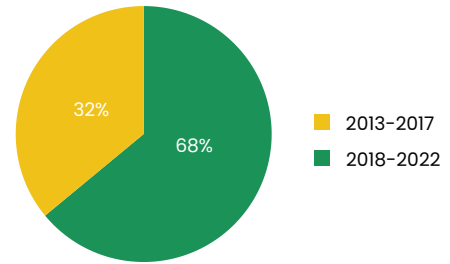


Figure 6: Gross Value-added Growth in county construction sub-sector

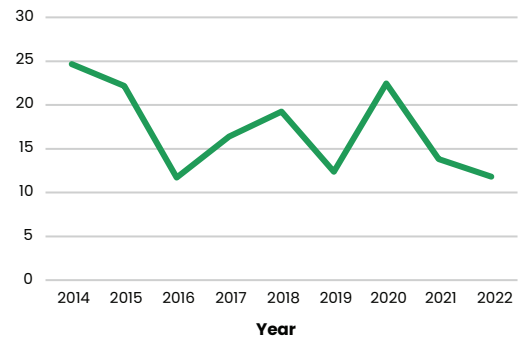
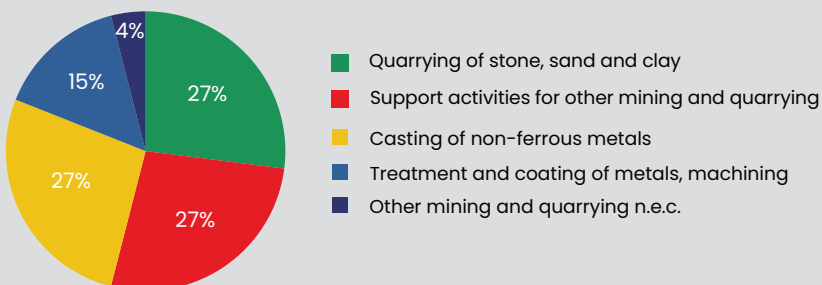


Figure 10: Share of employment in county mining and quarrying sub-sector (2021)



D: Mining and quarrying Sub-sector

Figure 8: Share of Mining and quarrying sub-sector in county industrial sector (Gross Value added)

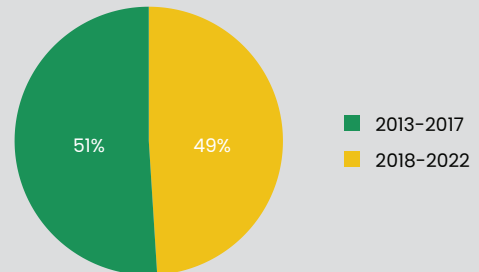


Figure 9: Gross Value-added Growth in county mining and quarrying sub-sector



E: Priority in CIDP 2022/27

To stimulate sustainable industrial development:

- Development of Innovation/Incubation hubs/artisan (Jua kali) centers and cottage industries
- Demarcation and development of County Aggregated industrial parks (SEZs)